



अमृत महा आवास अभियान २०२२-२३

दैनिक प्रगती अहवाल : ०४.०३.२०२३

प्रधानमंत्री आवास योजना ग्रामीण – मंजूरी, पूर्ण घरकुले, हप्ते वितरण
राज्य पुरस्कृत ग्रामीण आवास योजना – मंजूरी, पूर्ण घरकुले, हप्ते वितरण

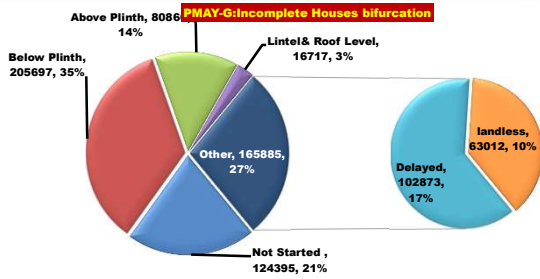
योजना	एकूण मंजूरी	दैनिक मंजूरी	एकूण पूर्ण	दैनिक पूर्ण घरकुले	दैनिक पहिला हप्ता वितरित	दैनिक दुसरा हप्ता वितरित	दैनिक तिसरा हप्ता वितरित
प्रधानमंत्री आवास योजना ग्रामीण	१४१४९६५	२७	९८७७२४	६५७४	७४३	१०१५	८५९
राज्य योजना	५३६१८३	८२०	३८८२७८	१२५४	७८	१२३	११८
एकूण	१९५११४८	८४७	१३७६००२	७८२८	८२१	११३८	९७७

PMAY-G Completion Progress Bar

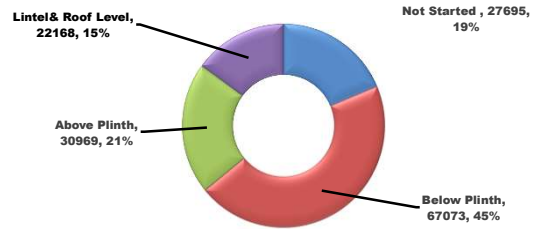
69.8%

State Schemes Progress Bar

72.4%



State Schemes: Incomplete Houses bifurcation

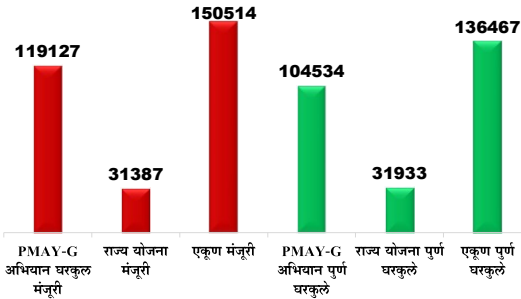


Delayed Houses bifurcation

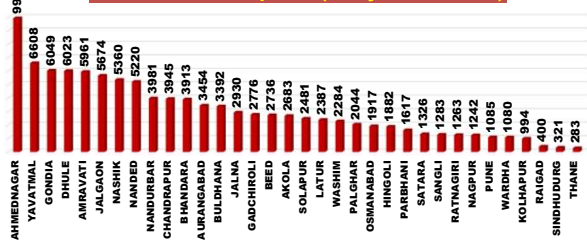


Abhiyan Achievement

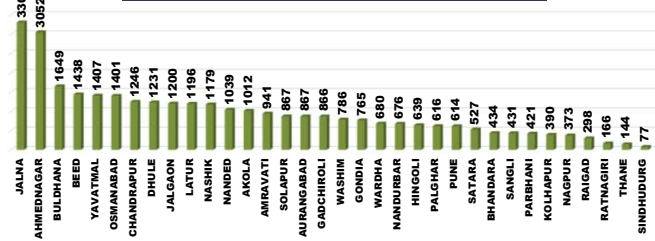
Day 104



PMAY-G : House completion (Abhiyan Achievement)



State Schemes : House completion (Abhiyan Achievement)

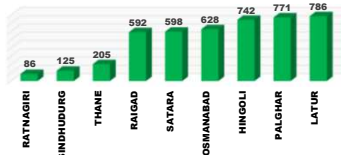


राज्य व्यवस्थापन कक्ष- ग्रामीण गृहनिर्माण

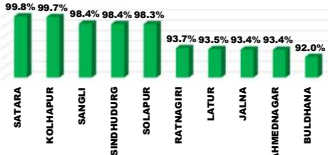
४ था मजला, दक्षिण कक्ष, सिडको भवन, सीबीडी बेलापूर, नवी मुंबई - ४०० ६१४.

Top and Bottom Ten Districts

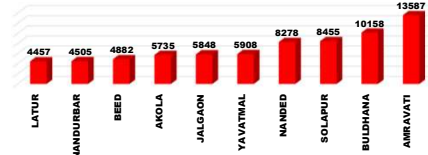
PMAY-G Delayed Houses TOP 10 Dist.



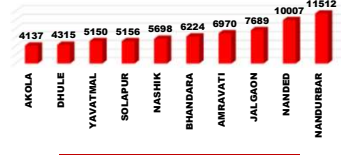
State Schemes Sanction TOP 10 Dist.



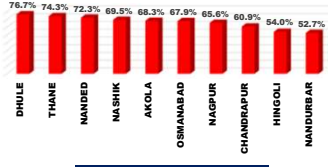
PMAY-G Remaining 1st Installments Bottom 10 Dist.



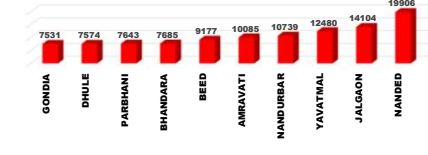
PMAY-G Delayed Houses Bottom 10 Dist.



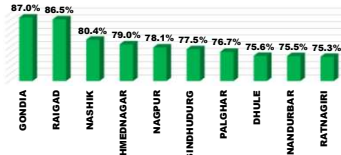
State Schemes Sanction Bottom 10 Dist.



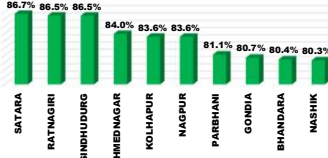
PMAY-G Remaining 2nd Installments Bottom 10 Dist.



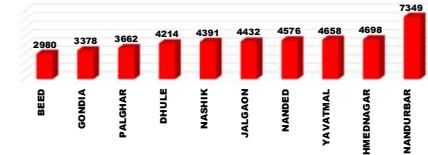
PMAY-G Completion TOP 10 Dist.



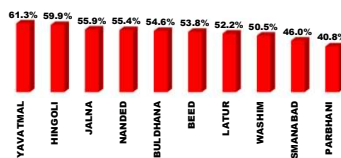
State Schemes Completion TOP 10 Dist.



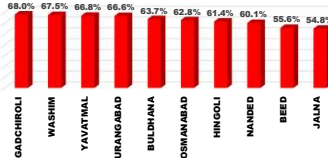
PMAY-G Remaining 3rd Installments Bottom 10 Dist.



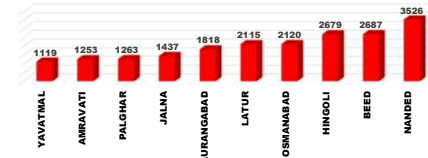
PMAY-G Completion Bottom 10 Dist.



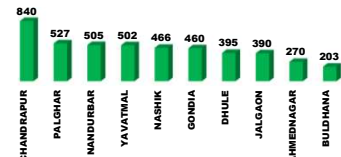
State Schemes Completion Bottom 10 Dist.



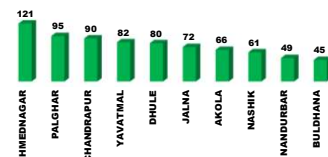
State Schemes Remaining 1st Installments Bottom 10 Dist.



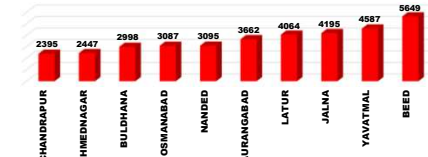
PMAY-G Daily Completion Top 10 Dist.



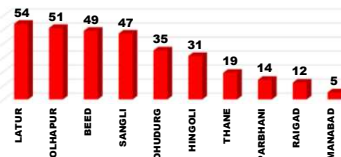
State Schemes Daily Completion Top 10 Dist.



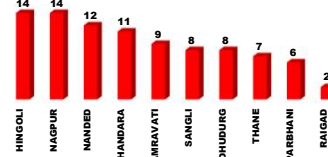
State Schemes Remaining 2nd Installments Bottom 10 Dist.



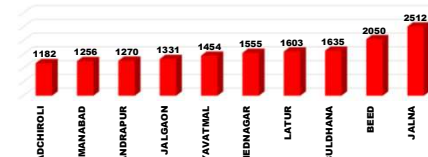
PMAY-G Daily Completion Bottom 10 Dist.



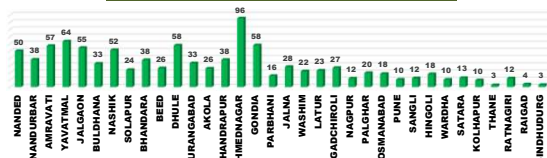
State Schemes Daily Completion Bottom 10 Dist.



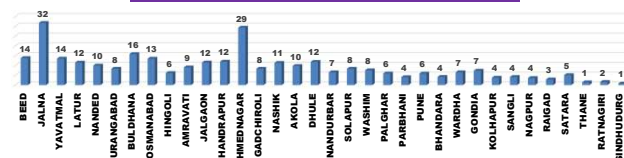
State Schemes Remaining 3rd Installments Bottom 10 Dist.



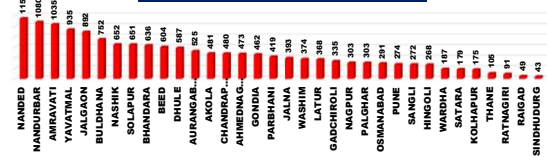
PMAY-G : Current Pace of Completion Per Day (Abhiyan)



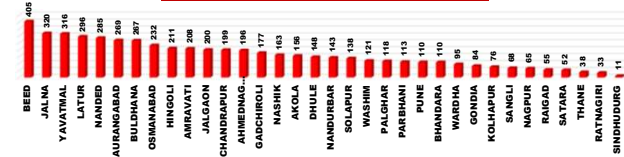
State Schemes : Current Pace of Completion Per Day (Abhiyan)



PMAY-G Required Pace of Completion Per Day



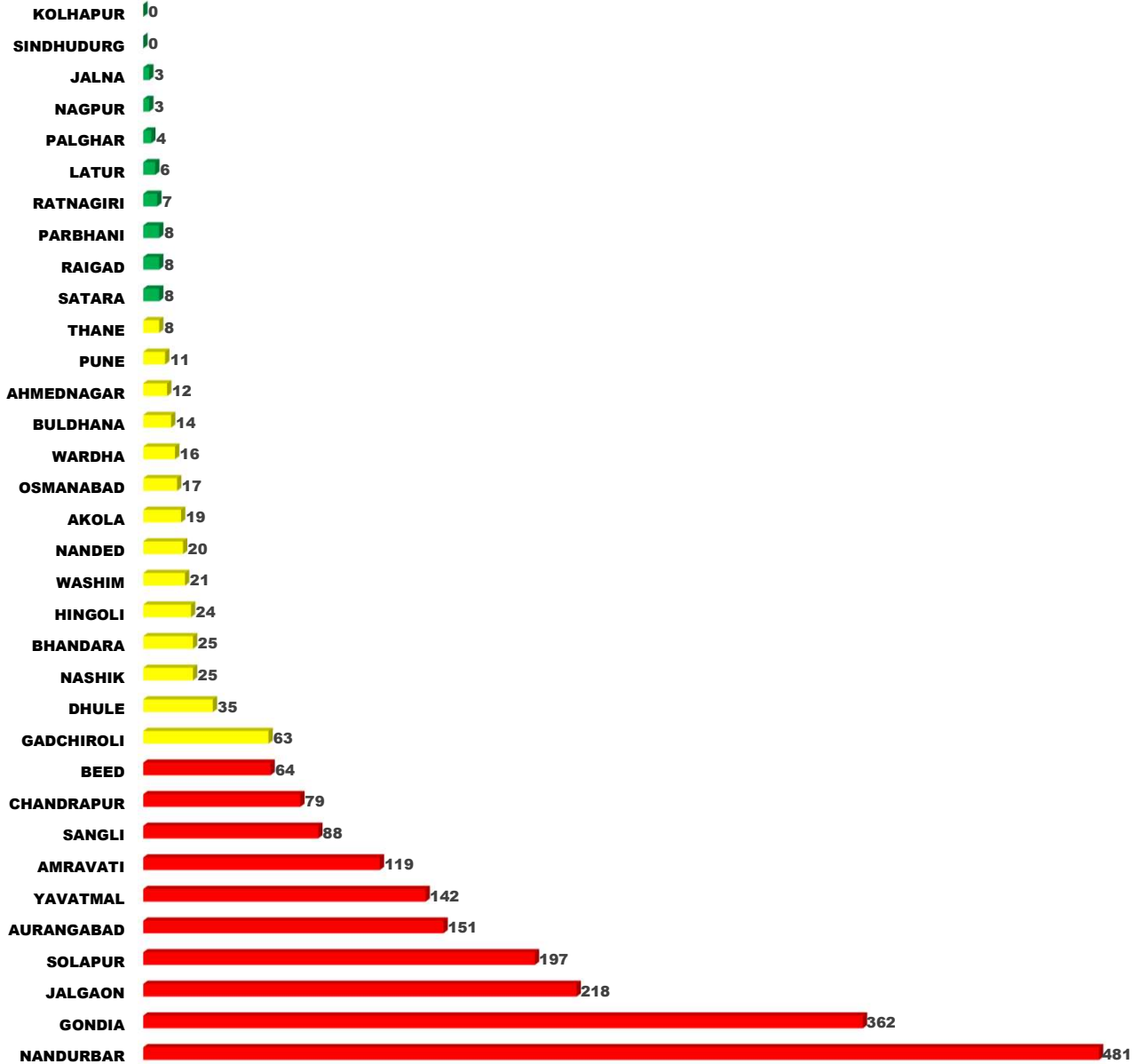
State Schemes Required Pace of Completion Per Day



प्रधानमंत्री आवास योजना ग्रामीण - मंजूरी (PWL+Awaas Plus)

Sr. No.	Division	Target (PWL+Awaas Plus)	03.03.2023	04.03.2023	Daily_Achievement	Remaining
1	AMRAVATI DIV.	274989	274663	274674	17	315
2	PUNE DIV.	126779	126544	126475	5	304
3	NASHIK DIV.	414740	413989	413969	4	771
4	NAGPUR DIV.	292558	292021	292010	1	548
5	AURANGABAD DIV.	238469	238176	238176	0	293
6	KONKAN DIV.	69688	69662	69661	0	27
	Total	1417223	1415055	1414965	27	2258

PMAY-G Remaining Sanction

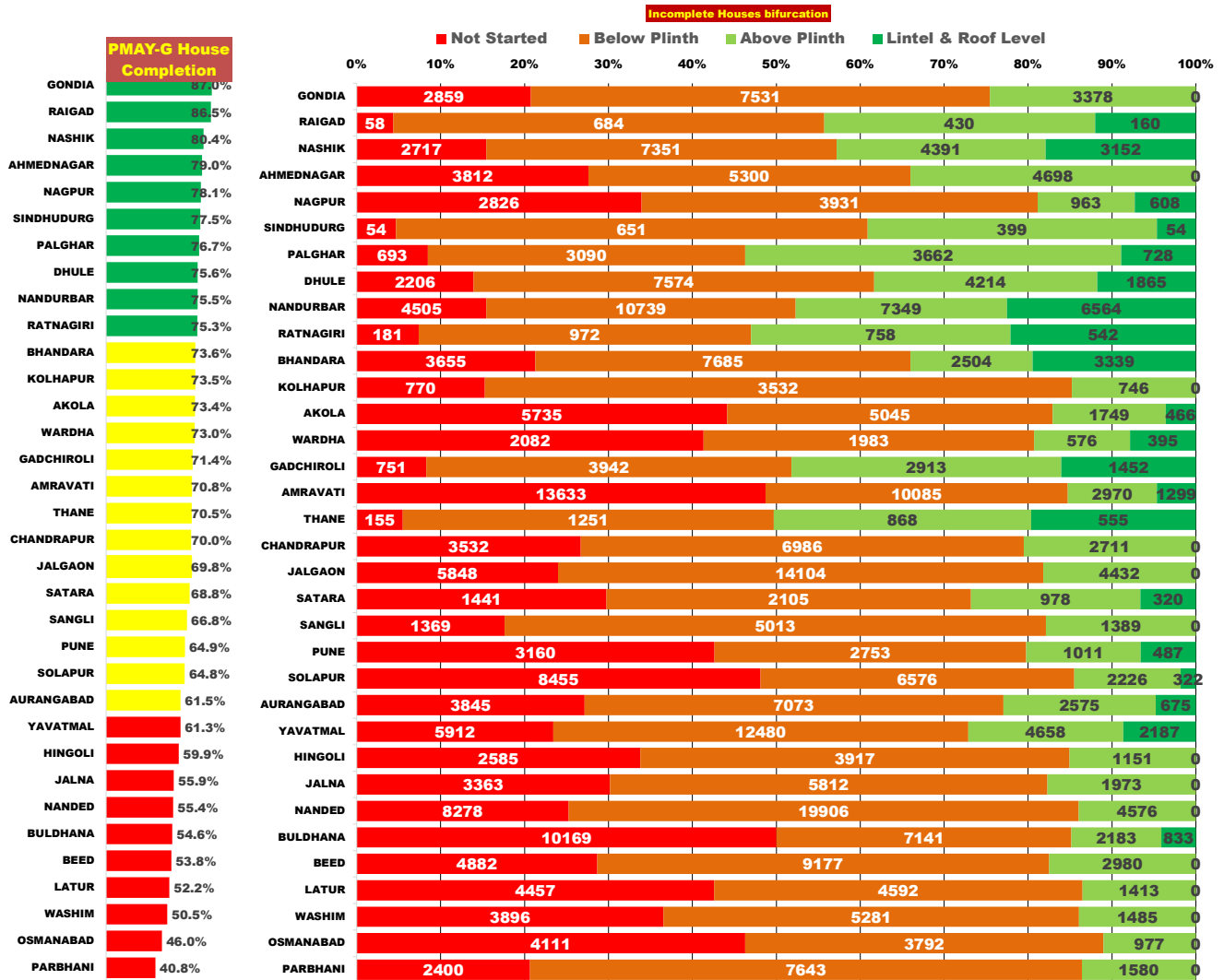


प्रधानमंत्री आवास योजना ग्रामीण - मंजूरी (PWL+Awaas Plus)

Sr. No.	District	Target (PWL+Awaas Plus)	03.03.2023	04.03.2023	Daily_Achievement	Remaining
1	AKOLA	48794	48758	48775	17	19
2	SANGLI	22174	22081	22086	5	88
3	AHMEDNAGAR	60802	60786	60790	4	12
4	GONDIA	96474	96111	96112	1	362
5	AURANGABAD	36905	36754	36754	0	151
6	BEED	35334	35270	35270	0	64
7	DHULE	64912	64877	64877	0	35
8	GADCHIROLI	31639	31576	31576	0	63
9	HINGOLI	18107	18083	18083	0	24
10	JALNA	24047	24044	24044	0	3
11	LATUR	20799	20793	20793	0	6
12	NAGPUR	37331	37328	37328	0	3
13	NANDED	69588	69568	69568	0	20
14	NANDURBAR	119349	118868	118868	0	481
15	OSMANABAD	14583	14566	14566	0	17
16	PALGHAR	35152	35148	35148	0	4
17	PARBHANI	19106	19098	19098	0	8
18	RAIGAD	9847	9839	9839	0	8
19	SINDHUDURG	5156	5156	5156	0	0
20	THANE	9606	9598	9598	0	8
21	WARDHA	18671	18655	18655	0	16
22	WASHIM	20416	20395	20395	0	21
23	YAVATMAL	65391	65249	65249	0	142
24	RATNAGIRI	9927	9921	9920	-1	7
25	BHANDARA	65131	65108	65106	-2	25
26	BULDHANA	44742	44730	44728	-2	14
27	KOLHAPUR	17770	17772	17770	-2	0
28	AMRAVATI	95646	95531	95527	-4	119
29	NASHIK	89787	89767	89762	-5	25
30	CHANDRAPUR	43312	43243	43233	-10	79
31	PUNE	21117	21122	21106	-16	11
32	JALGAON	79890	79691	79672	-19	218
33	SATARA	15553	15565	15545	-20	8
34	SOLAPUR	50165	50004	49968	-36	197
Total		1417223	1415055	1414965	27	2258

प्रधानमंत्री आवास योजना ग्रामीण - पूर्ण घरकूले

Sr. No.	Division	Sanction	03.03.2023	04.03.2023	Daily Achievement	Remaining	Avg. Completed Per Day From 20.11.22 to Today	To be Completed in Per Day till 31.03.23
1	NASHIK DIV.	413969	312466	314492	2026	99477	298	3684
2	NAGPUR DIV.	292010	225348	227133	1785	64877	183	2403
3	AMRAVATI DIV.	274674	176874	178085	1211	96589	201	3577
4	KONKAN DIV.	69661	52983	53719	736	15942	41	590
5	AURANGABAD DIV.	238176	129256	129704	448	108472	213	4017
6	PUNE DIV.	126475	84223	84591	368	41884	69	1551
Total		1414965	981150	987724	6574	427241	1005	15824



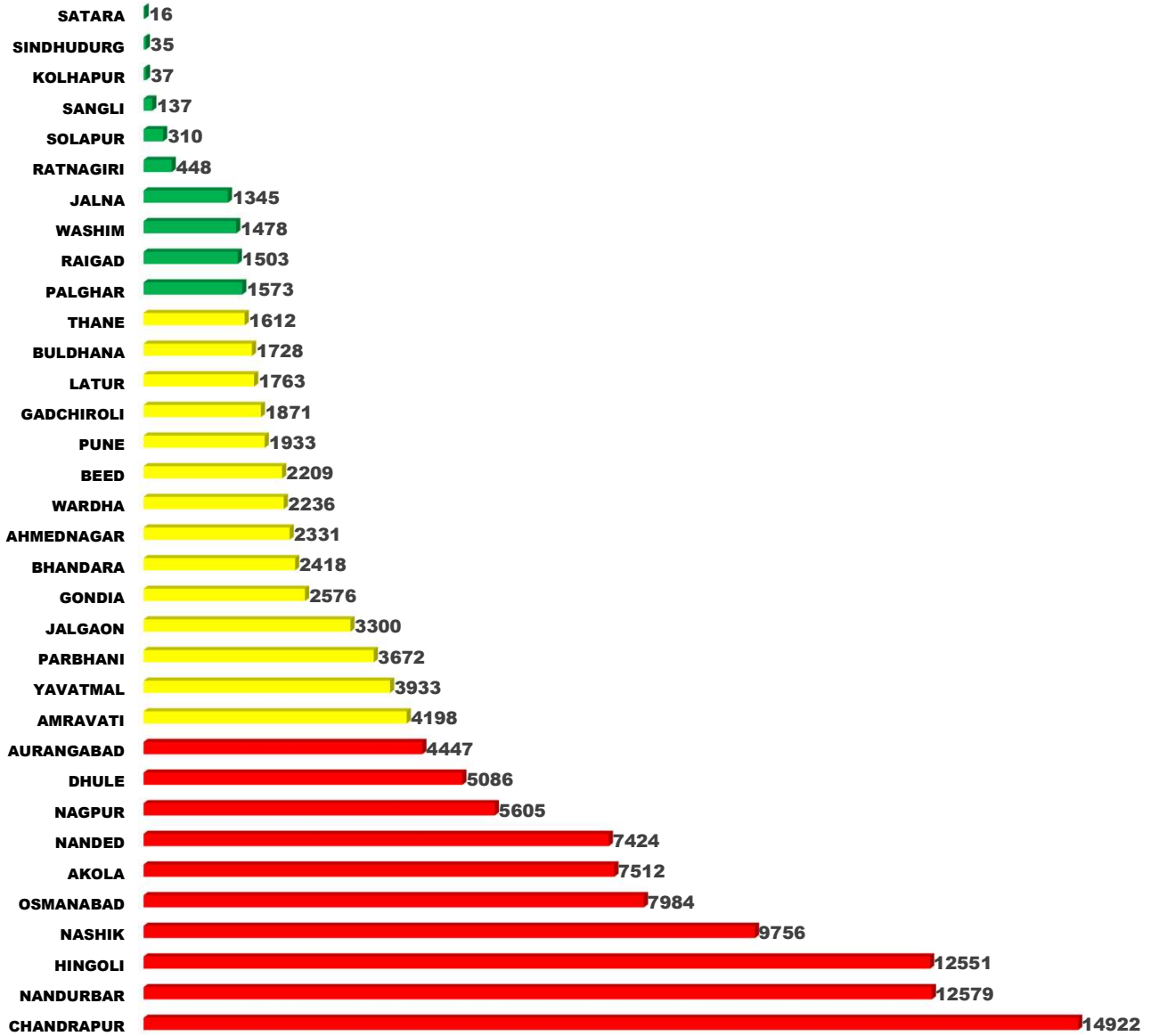
प्रधानमंत्री आवास योजना ग्रामीण - पूर्ण घरकूले

Sr. No.	District	Sanction	03.03.2023	04.03.2023	Daily Achievement	Remaining	Avg. Completed Per Day From 20.11.22 to Today	To be Completed in Per Day till 31.03.23
1	CHANDRAPUR	43233	29444	30284	840	12949	38	480
2	PALGHAR	35148	26448	26975	527	8173	20	303
3	NANDURBAR	118868	89206	89711	505	29157	38	1080
4	YAVATMAL	65249	39514	40016	502	25233	64	935
5	NASHIK	89762	71685	72151	466	17611	52	652
6	GONDIA	96112	83167	83627	460	12485	58	462
7	DHULE	64877	48623	49018	395	15859	58	587
8	JALGAON	79672	55202	55592	390	24080	55	892
9	AHMEDNAGAR	60790	47750	48020	270	12770	96	473
10	BULDHANA	44728	24210	24413	203	20315	33	752
11	AMRAVATI	95527	67389	67586	197	27941	57	1035
12	AKOLA	48775	35604	35780	176	12995	26	481
13	JALNA	24044	13279	13436	157	10608	28	393
14	WARDHA	18655	13467	13619	152	5036	10	187
15	RATNAGIRI	9920	7324	7467	143	2453	12	91
16	BHANDARA	65106	47784	47925	141	17181	38	636
17	SOLAPUR	49968	32256	32389	133	17579	24	651
18	WASHIM	20395	10157	10290	133	10105	22	374
19	GADCHIROLI	31576	22443	22543	100	9033	27	335
20	NAGPUR	37328	29043	29135	92	8193	12	303
21	PUNE	21106	13616	13695	79	7411	10	274
22	NANDED	69568	38456	38530	74	31038	50	1150
23	AURANGABAD	36754	22522	22586	64	14168	33	525
24	SATARA	15545	10643	10701	58	4844	13	179
25	LATUR	20793	10807	10861	54	9932	23	368
26	KOLHAPUR	17770	13005	13056	51	4714	10	175
27	BEED	35270	18915	18964	49	16306	26	604
28	SANGLI	22086	14703	14750	47	7336	12	272
29	SINDHUDURG	5156	3963	3998	35	1158	3	43
30	HINGOLI	18083	10809	10840	31	7243	18	268
31	THANE	9598	6750	6769	19	2829	3	105
32	PARBHANI	19098	7776	7790	14	11308	16	419
33	RAIGAD	9839	8498	8510	12	1329	4	49
34	OSMANABAD	14566	6692	6697	5	7869	18	291
Total		1414965	981150	987724	6574	427241	1005	15824

राज्यपुरस्कृत आवास योजना ग्रामीण - मंजूरी

Sr. No.	Division	Target	03.03.2023	04.03.2023	Daily Achievement	Remaining
1	KONKAN DIV.	34729	29056	29558	502	5171
2	AURANGABAD DIV.	199331	157732	157936	204	41395
3	AMRAVATI DIV.	109702	90760	90853	93	18849
4	NASHIK DIV.	141360	108302	108308	14	33052
5	NAGPUR DIV.	116255	86622	86627	6	29628
6	PUNE DIV.	65334	62900	62901	1	2433
Total		666711	535372	536183	820	130528

State Scheme Remaining Sanction

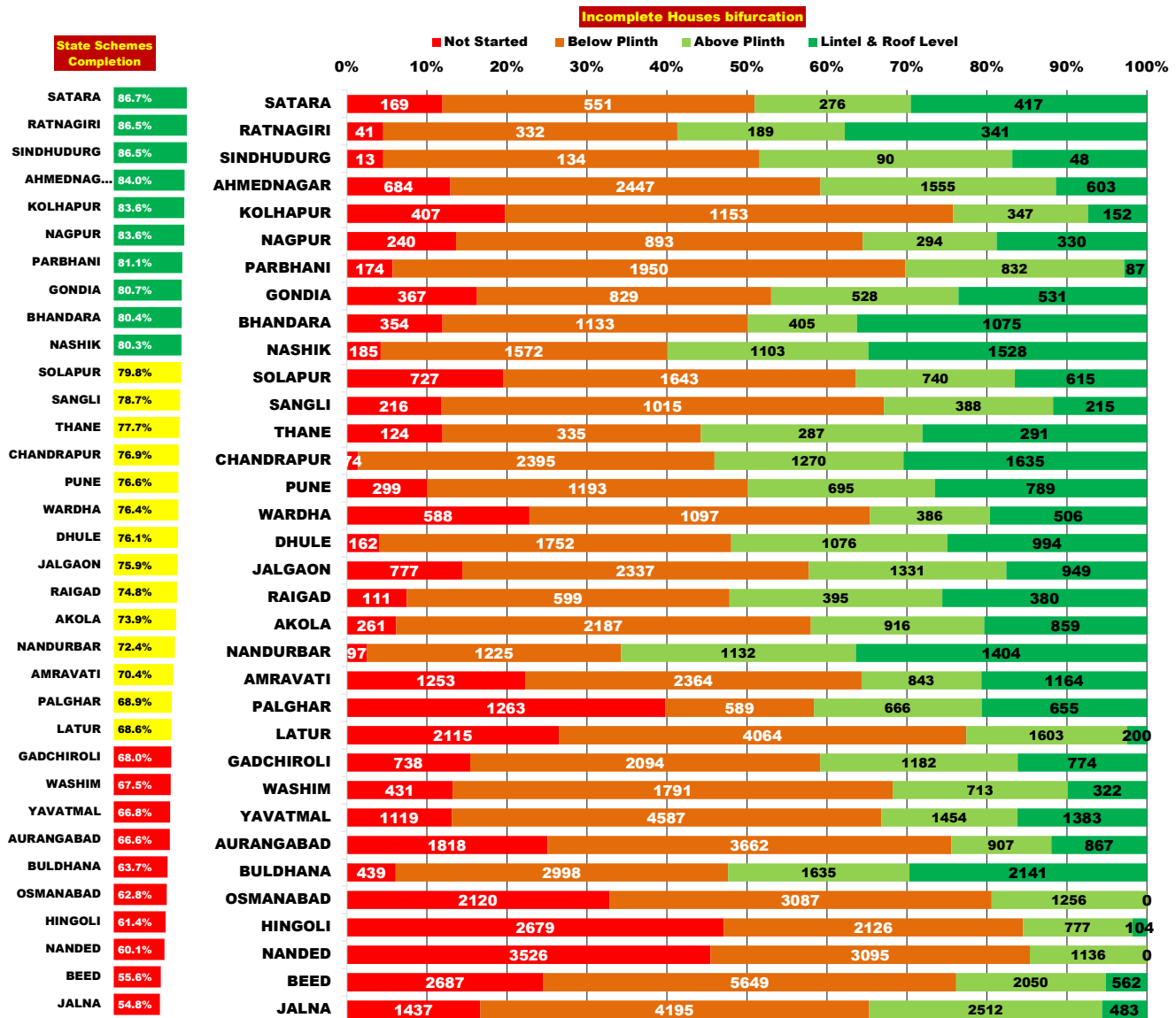


राज्यपुरस्कृत आवास योजना ग्रामीण - मंजूरी

Sr. No.	District	Target	03.03.2023	04.03.2023	Daily_Achievement	Remaining
1	PALGHAR	11792	9717	10219	502	1573
2	LATUR	27171	25260	25408	148	1763
3	AMRAVATI	23224	18980	19026	46	4198
4	YAVATMAL	29681	25710	25748	38	3933
5	NANDED	26760	19306	19336	30	7424
6	HINGOLI	27298	14733	14747	14	12551
7	AHMEDNAGAR	35298	32955	32967	12	2331
8	BULDHANA	21616	19879	19888	9	1728
9	OSMANABAD	24853	16862	16869	7	7984
10	GADCHIROLI	16834	14958	14963	5	1871
11	JALNA	20446	19096	19101	5	1345
12	NASHIK	32035	22277	22279	2	9756
13	CHANDRAPUR	38147	23224	23225	1	14922
14	SATARA	10647	10630	10631	1	16
15	AKOLA	23681	16169	16169	0	7512
16	AURANGABAD	26141	21694	21694	0	4447
17	BEED	26878	24669	24669	0	2209
18	BHANDARA	17590	15172	15172	0	2418
19	DHULE	21790	16704	16704	0	5086
20	KOLHAPUR	12565	12528	12528	0	37
21	NAGPUR	16291	10686	10686	0	5605
22	NANDURBAR	26578	13999	13999	0	12579
23	PARBHANI	19784	16112	16112	0	3672
24	PUNE	14672	12739	12739	0	1933
25	RAIGAD	7406	5903	5903	0	1503
26	RATNAGIRI	7126	6678	6678	0	448
27	SANGLI	8732	8595	8595	0	137
28	SINDHUDURG	2141	2106	2106	0	35
29	SOLAPUR	18718	18408	18408	0	310
30	THANE	6264	4652	4652	0	1612
31	WARDHA	13147	10911	10911	0	2236
32	WASHIM	11500	10022	10022	0	1478
33	GONDIA	14246	11671	11670	-1	2576
34	JALGAON	25659	22367	22359	-8	3300
Total		666711	535372	536183	820	130528

राज्यपुरस्कृत आवास योजना ग्रामीण - पूर्ण घरकूले

Sr. No.	Division	Sanction	03.03.2023	04.03.2023	Daily Achievement	Remaining	Avg. Completed Per Day From 20.11.22 to Today	To be Completed in Per Day till 31.03.23
1	NASHIK DIV.	108308	85043	85395	352	22913	71	849
2	AMRAVATI DIV.	90853	61765	61993	228	28860	56	1069
3	AURANGABAD DIV.	157936	100186	100412	226	57524	99	2131
4	NAGPUR DIV.	86627	66697	66909	212	19718	42	730
5	KONKAN DIV.	29558	22547	22675	128	6883	13	255
6	PUNE DIV.	62901	50786	50894	108	12007	27	445
Total		536183	387024	388278	1254	147905	307	5478



राज्यपुरस्कृत आवास योजना ग्रामीण - पूर्ण घरकूले

Sr. No.	District	Sanction	03.03.2023	04.03.2023	Daily Achievement	Remaining	Avg. Completed Per Day From 20.11.22 to Today	To be Completed in Per Day till 31.03.23
1	AHMEDNAGAR	32967	27557	27678	121	5289	29	196
2	PALGHAR	10219	6951	7046	95	3173	6	118
3	CHANDRAPUR	23225	17761	17851	90	5374	12	199
4	YAVATMAL	25748	17123	17205	82	8543	14	316
5	DHULE	16704	12640	12720	80	3984	12	148
6	JALNA	19101	10402	10474	72	8627	32	320
7	AKOLA	16169	11880	11946	66	4223	10	156
8	NASHIK	22279	17830	17891	61	4388	11	163
9	NANDURBAR	13999	10092	10141	49	3858	7	143
10	BULDHANA	19888	12630	12675	45	7213	16	267
11	JALGAON	22359	16924	16965	41	5394	12	200
12	LATUR	25408	17385	17426	41	7982	12	296
13	BEED	24669	13684	13721	37	10948	14	405
14	GONDIA	11670	9379	9415	36	2255	7	84
15	PUNE	12739	9729	9763	34	2976	6	110
16	WARDHA	10911	8302	8334	32	2577	7	95
17	GADCHIROLI	14963	10146	10175	29	4788	8	177
18	SOLAPUR	18408	14655	14683	28	3725	8	138
19	WASHIM	10022	6739	6765	26	3257	8	121
20	OSMANABAD	16869	10570	10593	23	6276	13	232
21	AURANGABAD	21694	14419	14440	21	7254	8	269
22	SATARA	10631	9198	9218	20	1413	5	52
23	KOLHAPUR	12528	10451	10469	18	2059	4	76
24	RATNAGIRI	6678	5759	5775	16	903	2	33
25	HINGOLI	14747	9047	9061	14	5686	6	211
26	NAGPUR	10686	8915	8929	14	1757	4	65
27	NANDED	19336	11616	11628	12	7708	10	285
28	BHANDARA	15172	12194	12205	11	2967	4	110
29	AMRAVATI	19026	13393	13402	9	5624	9	208
30	SANGLI	8595	6753	6761	8	1834	4	68
31	SINDHUDURG	2106	1813	1821	8	285	1	11
32	THANE	4652	3608	3615	7	1037	1	38
33	PARBHANI	16112	13063	13069	6	3043	4	113
34	RAIGAD	5903	4416	4418	2	1485	3	55
	Total	536183	387024	388278	1254	147905	307	5478

प्रधानमंत्री आवास योजना ग्रामीण - हप्ते वितरण

Sr. No.	Division	1st Installment (Daily Achivement)	1st Installment Remaining	2nd Installment (Daily Achivement)	2nd Installment Remaining	3rd Installment (Daily Achivement)	3rd Installment Remaining
1	NAGPUR DIV.	93	15501	299	32058	243	13045
2	AURANGABAD DIV.	246	33891	187	61912	175	17225
3	NASHIK DIV.	160	19088	286	45068	121	25084
4	AMRAVATI DIV.	161	39281	122	40032	151	13045
5	KONKAN DIV.	45	1138	70	6648	92	6117
6	PUNE DIV.	38	15062	51	19979	77	6350
	Total	743	123961	1015	205697	859	80866

PMAY-G 1st Ins Pending

SINDHUDURG	54
RAIGAD	55
THANE	155
RATNAGIRI	181
PALGHAR	693
GADCHIROLI	726
KOLHAPUR	770
SANGLI	1236
SATARA	1441
WARDHA	2082
DHULE	2206
PARBHANI	2400
HINGOLI	2585
NAGPUR	2691
NASHIK	2717
GONDIA	2859
PUNE	3160
JALNA	3333
CHANDRAPUR	3490
BHANDARA	3653
AHMEDNAGAR	3812
AURANGABAD	3845
WASHIM	3893
OSMANABAD	4111
LATUR	4457
NANDURBAR	4505
BEED	4882
AKOLA	5735
JALGAON	5848
YAVATMAL	5908
NANDED	8278
SOLAPUR	8455
BULDHANA	10158
AMRAVATI	13587

PMAY-G 2nd Ins Pending

SINDHUDURG	651
RAIGAD	684
RATNAGIRI	972
THANE	1251
WARDHA	1983
SATARA	2105
PUNE	2753
PALGHAR	3090
KOLHAPUR	3532
OSMANABAD	3792
HINGOLI	3917
NAGPUR	3931
GADCHIROLI	3942
LATUR	4592
SANGLI	5013
AKOLA	5045
WASHIM	5281
AHMEDNAGAR	5300
JALNA	5812
SOLAPUR	6576
CHANDRAPUR	6986
AURANGABAD	7073
BULDHANA	7141
NASHIK	7351
GONDIA	7531
DHULE	7574
PARBHANI	7643
BHANDARA	7685
BEED	9177
AMRAVATI	10085
NANDURBAR	10739
YAVATMAL	12480
JALGAON	14104
NANDED	19906

PMAY-G 3rd Ins Pending

SINDHUDURG	399
RAIGAD	430
WARDHA	576
KOLHAPUR	746
RATNAGIRI	758
THANE	868
NAGPUR	963
OSMANABAD	977
SATARA	978
PUNE	1011
HINGOLI	1151
SANGLI	1389
LATUR	1413
WASHIM	1485
PARBHANI	1580
AKOLA	1749
JALNA	1973
BULDHANA	2183
SOLAPUR	2226
BHANDARA	2504
AURANGABAD	2575
CHANDRAPUR	2711
GADCHIROLI	2913
AMRAVATI	2970
BEED	2980
GONDIA	3378
PALGHAR	3662
DHULE	4214
NASHIK	4391
JALGAON	4432
NANDED	4576
YAVATMAL	4658
AHMEDNAGAR	4698
NANDURBAR	7349

प्रधानमंत्री आवास योजना ग्रामीण - हप्ते वितरण

Sr. No.	District	1st Installment (Daily Achivement)	1st Installment Remaining	2nd Installment (Daily Achivement)	2nd Installment Remaining	3rd Installment (Daily Achivement)	3rd Installment Remaining
1	JALGAON	59	5848	114	14104	38	4432
2	CHANDRAPUR	26	3490	104	6986	72	2711
3	BULDHANA	108	10158	40	7141	25	2183
4	NASHIK	30	2717	105	7351	9	4391
5	BHANDARA	7	3653	55	7685	62	2504
6	GONDIA	15	2859	29	7531	79	3378
7	JALNA	22	3333	56	5812	33	1973
8	NANDURBAR	28	4505	41	10739	36	7349
9	WASHIM	0	3893	26	5281	76	1485
10	AHMEDNAGAR	43	3812	24	5300	34	4698
11	AURANGABAD	10	3845	34	7073	52	2575
12	NANDED	17	8278	29	19906	49	4576
13	PARBHANI	54	2400	24	7643	12	1580
14	GADCHIROLI	19	726	58	3942	11	2913
15	BEED	59	4882	8	9177	10	2980
16	AMRAVATI	8	13587	25	10085	42	2970
17	HINGOLI	47	2585	8	3917	11	1151
18	YAVATMAL	44	5908	15	12480	4	4658
19	RATNAGIRI	0	181	21	972	41	758
20	PALGHAR	43	693	4	3090	12	3662
21	LATUR	37	4457	13	4592	8	1413
22	SATARA	1	1441	17	2105	36	978
23	NAGPUR	20	2691	21	3931	8	963
24	THANE	0	155	26	1251	23	868
25	WARDHA	6	2082	32	1983	11	576
26	PUNE	16	3160	15	2753	7	1011
27	SOLAPUR	15	8455	11	6576	6	2226
28	SANGLI	-10	1236	0	5013	24	1389
29	AKOLA	1	5735	16	5045	4	1749
30	SINDHUDURG	2	54	4	651	14	399
31	KOLHAPUR	6	770	8	3532	4	746
32	RAIGAD	0	55	15	684	2	430
33	OSMANABAD	0	4111	15	3792	0	977
34	DHULE	0	2206	2	7574	4	4214
	Total	743	123961	1015	205697	859	80866

राज्यपुरस्कृत आवास योजना ग्रामीण - हप्ते वितरण

Sr. No.	Division	1st Installment (Daily Achievement)	1st Installment Remaining	2nd Installment (Daily Achievement)	2nd Installment Remaining	3rd Installment (Daily Achievement)	3rd Installment Remaining
1	AMRAVATI DIV.	53	3503	29	13927	20	5561
2	KONKAN DIV.	1	1552	50	1989	44	1627
3	NAGPUR DIV.	20	2361	29	8441	29	4065
4	PUNE DIV.	3	1818	9	5555	9	2446
5	NASHIK DIV.	1	1905	0	9333	14	6197
6	AURANGABAD DIV.	0	16556	6	27828	2	11073
Total		78	27695	123	67073	118	30969

State Schemes 1st Ins Pending

SINDHUDURG	13
RATNAGIRI	41
CHANDRAPUR	74
NANDURBAR	97
RAIGAD	111
THANE	124
DHULE	162
SATARA	169
PARBHANI	174
NASHIK	185
SANGLI	216
NAGPUR	240
AKOLA	261
PUNE	299
BHANDARA	354
GONDIA	367
KOLHAPUR	407
WASHIM	431
BULDHANA	439
WARDHA	588
AHMEDNAGAR	684
SOLAPUR	727
GADCHIROLI	738
JALGAON	777
YAVATMAL	1119
AMRAVATI	1253
PALGHAR	1263
JALNA	1437
AURANGABAD	1818
LATUR	2115
OSMANABAD	2120
HINGOLI	2679
BEED	2687
NANDED	3526

State Schemes 2nd Ins Pending

SINDHUDURG	134
RATNAGIRI	332
THANE	335
SATARA	551
PALGHAR	589
RAIGAD	599
GONDIA	829
NAGPUR	893
SANGLI	1015
WARDHA	1097
BHANDARA	1133
KOLHAPUR	1153
PUNE	1193
NANDURBAR	1225
NASHIK	1572
SOLAPUR	1643
DHULE	1752
WASHIM	1791
PARBHANI	1950
GADCHIROLI	2094
HINGOLI	2126
AKOLA	2187
JALGAON	2337
AMRAVATI	2364
CHANDRAPUR	2395
AHMEDNAGAR	2447
BULDHANA	2998
OSMANABAD	3087
NANDED	3095
AURANGABAD	3662
LATUR	4064
JALNA	4195
YAVATMAL	4587
BEED	5649

State Schemes 3rd Ins Pending

SINDHUDURG	90
RATNAGIRI	189
SATARA	276
THANE	287
NAGPUR	294
KOLHAPUR	347
WARDHA	386
SANGLI	388
RAIGAD	395
BHANDARA	405
GONDIA	528
PALGHAR	666
PUNE	695
WASHIM	713
SOLAPUR	740
HINGOLI	777
PARBHANI	832
AMRAVATI	843
AURANGABAD	907
AKOLA	916
DHULE	1076
NASHIK	1103
NANDURBAR	1132
NANDED	1136
GADCHIROLI	1182
OSMANABAD	1256
CHANDRAPUR	1270
JALGAON	1331
YAVATMAL	1454
AHMEDNAGAR	1555
LATUR	1603
BULDHANA	1635
BEED	2050
JALNA	2512

राज्यपुरस्कृत आवास योजना ग्रामीण -हप्ते वितरण

Sr. No.	District	1st Installment (Daily Achivement)	1st Installment Remaining	2nd Installment (Daily Achivement)	2nd Installment Remaining	3rd Installment (Daily Achivement)	3rd Installment Remaining
1	YAVATMAL	52	1119	27	4587	18	1454
2	PALGHAR	0	1263	17	589	37	666
3	GADCHIROLI	14	738	9	2094	17	1182
4	THANE	1	124	21	335	5	287
5	CHANDRAPUR	0	74	12	2395	9	1270
6	PUNE	3	299	7	1193	5	695
7	RAIGAD	0	111	11	599	2	395
8	WARDHA	4	588	4	1097	1	386
9	DHULE	0	162	0	1752	7	1076
10	GONDIA	0	367	4	829	2	528
11	JALGAON	1	777	0	2337	4	1331
12	SOLAPUR	0	727	1	1643	4	740
13	LATUR	0	2115	4	4064	0	1603
14	AHMEDNAGAR	0	684	0	2447	2	1555
15	AMRAVATI	-1	1253	2	2364	0	843
16	AURANGABAD	0	1818	1	3662	1	907
17	NAGPUR	2	240	0	893	0	294
18	AKOLA	0	261	0	2187	1	916
19	BULDHANA	1	439	0	2998	0	1635
20	HINGOLI	0	2679	1	2126	0	777
21	JALNA	0	1437	0	4195	1	2512
22	KOLHAPUR	0	407	1	1153	0	347
23	NANDURBAR	0	97	0	1225	1	1132
24	RATNAGIRI	0	41	1	332	0	189
25	WASHIM	0	431	0	1791	1	713
26	BEED	0	2687	0	5649	0	2050
27	BHANDARA	0	354	0	1133	0	405
28	NANDED	0	3526	0	3095	0	1136
29	NASHIK	0	185	0	1572	0	1103
30	OSMANABAD	0	2120	0	3087	0	1256
31	PARBHANI	0	174	0	1950	0	832
32	SANGLI	0	216	0	1015	0	388
33	SINDHUDURG	0	13	0	134	0	90
34	SATARA	-3	169	0	551	0	276
	Total	78	27695	123	67073	118	30969